

TM 9-1005-790-20P

GROUP INDUSTRIES TECHNICAL MANUAL

ORGANIZATIONAL MAINTENANCE REPAIR PARTS

**SUBMACHINE GUN, CALIBER 9MM X 19, UZI
(1005-799-0009)**

**CARBINE, SEMI-AUTO, CALIBER 9MM X 19, UZI MODEL A
(1005-799-0010)**

**CARBINE, SEMI-AUTO, CALIBER 9MM X 19, UZI MODEL B
(1005-799-0011)**



HEADQUARTERS, LOUISVILLE, KENTUCKY, USA

APRIL 1984



A Word About Group Industries

Group Industries is proud to offer the serious owners of today's modern firearms, accessories that were not imported to the United States. For whatever reason certain design features of weapons were omitted when they were produced for export.

Our goal is to fill this gap by providing products that will allow American citizens to obtain the full potential of the "Imports". Accessories are manufactured to the original design and tolerances to insure correct function and appearance. End user installation is made simple by design features that provide for easy replacement of parts.

Group Industries is here to stay in business. . .in other words. . .if our products fail, so do we. Our goal is to become a leading name in reliability for the products we produce. We have been in the firearms business long enough to realize "JUNK" will get you nowhere on the American shooting market. It is to this end, "You", that we are in business to satisfy.

"Backordered" is a horrifying word at Group Industries, however, at times this is necessary to be able to fill orders. We do not rush or take shortcuts to turn a buck. We do pay attention to those manufacturing processes that require time to insure proper workmanship. We believe you will understand upon receipt of your order and our finished product will be explanation enough.

The list of products is steadily growing to meet the needs of today's serious user of modern firearms. We are continuously researching and developing products that will add to the appearance and performance of today's modern weapons.

Group Industries will make every attempt to keep our prices low. We sell direct and we have no distributors or jobbers that inflate product cost. To that end we do not accept credit card orders (that cost us all). C.O.D. orders mean you do not tie up your money waiting for your order and of course prepaid orders are shipped postpaid to all 48 of the continental United States.

Thank you for your interest in our products.

A handwritten signature in cursive script that reads "Gary F. Brown".

Gary F. Brown
Sales and Marketing

HEADQUARTERS
LOUISVILLE, KENTUCKY
APRIL 1984

REPAIR PARTS AND SPECIAL EQUIPMENT LIST

**SUBMACHINE GUN, CALIBER 9MM X 19, UZI
(1005-799-0009)**

**CARBINE, SEMI-AUTO, CALIBER 9MM X 19, UZI MODEL A
(1005-799-0010)**

**CARBINE, SEMI-AUTO, CALIBER 9MM X 19, UZI MODEL B
(1005-799-0011)**

This manual is current as of 1 April 1984

	Page
Carbine Description and Data	1
Submachine Gun Description and Data	2
Bolt Assembly Full Auto	3
Bolt Assembly Semi Auto	4
Receiver Assembly Full Auto	5
Receiver Assembly Semi Auto	6
Top Plate Assembly Full Auto	7
Top Plate Assembly Semi Auto	8
Trigger Housing Assembly Full Auto	9
Trigger Housing Assembly Semi Auto	10
Barrels	11
Model B Sights	12



Description & Data

Caliber	9mm Parabellum	9mm x 19
Operation	Blowback, Closed Bolt, Semi Auto	
Feed	25, 32, 40 Rd. Staggered Box Magazine	
Length of Barrel	16.2"	(411.5mm)
Overall Length, Stock Extended	31.5"	(800mm)
Overall Length, Stock Folded	24.2"	(615mm)
Rate of Fire		
Weight, Unloaded	8.25 lbs.	
Trigger Pull	10-11 lbs.	
Pull to Cock Weapon	25.2 lbs.	Approximate






Description & Data

Caliber	9mm Parabellum	9mm x 19
Operation	Blowback, Open Bolt, Selective Fire	
Feed	25, 32, 40 Rd. Staggered Box Magazine	
Length of Barrel	10.2"	(259mm)
Overall Length, Stock Extended	25.2"	(640mm)
Overall Length, Stock Folded	18.5"	(470mm)
Rate of Fire	650 rpm Approximate	
Weight, Unloaded	7.5 lbs.	
Trigger Pull	10-11 lbs.	
Pull to Cock Weapon	22 lbs. Approximate	




Model B Shown

BOLT ASSEMBLY FULL AUTO



DESCRIPTION	KEY	IMI PART NO.	GROUP NO.	NOTE
Bolt Assembly: Full Automatic			80 0003	
Consisting Of:				
Bolt	C		79 0111MSF	
Extractor	O		79 2115	Part of Kit 79 1115
Extractor Pin	N	106 0116	79 2116	Part of Kit 79 1115
Recoil Spring Assembly	P		79 0120A	

BOLT ASSEMBLY SEMI AUTO




DESCRIPTION	KEY	IMI PART NO.	GROUP NO.	NOTE
Bolt Assembly: Semi Automatic Model A			80 0001	
Consisting Of:				
Bolt Model A	A	R094 0111	79 0111A	
Carrier, Firing Pin	D	R094 0142	79 0142	
Guide, Firing Pin Spring	E	R094 0141	79 0141	
Spring, Firing Pin	F	094 0146	79 0146	Part of Kit 80 0004
Firing Pin	G	094 0143	79 0143	
Pin, Firing Pin Retaining	H	094 0144	79 0144	
Extractor, Semi	I	100 0115	79 0115	Part of Kit 80 0007
Spring Assembly, Recoil	J	094 0120	79 0120	
Extractor, Retaining Pin	N	106 0116	79 0116	Part of Kit 80 0007
Bolt Assembly: Semi Automatic Model B			80 0002	
Consisting Of: D,E,F,H,I,J,N				
Bolt, Model B	B		79 0111B	
Trip	L		79 0113	
Trip Spring	M		79 0114	
Firing Pin Model B	K		79 1143	

RECEIVER ASSEMBLY FULL AUTO



DESCRIPTION	KEY	IMI PART NO.	GROUP NO.	NOTE
Receiver Assembly: Full Automatic			79 0009	
Consisting Of:				
Barrel Nut	A	100 0102	79 0102	Part of Kit 80 0005
Catch, Barrel Nut Retaining	B	100 0251	79 0251	
Spring, Catch, Barrel Nut Retaining	C	100 0255	79 0255	
Receiver	D		79 0201	
Handguard, Right	E	100 0280	79 0280	
Handguard, Left	F	100 0290	79 0290	
Screw, Handguard	G	100 0285	79 0285	
Nut, Handguard Screw	H	100 0286	79 0286	
Foresight	I	100 0261	79 0261	
Nut, Foresight	J	100 0262	79 0262	
Washer, Nut, Foresight	K	100 0263	79 0263	Part of Kit 80 0005
Nut, Stock	L	140 1552	79 1552	
Screw, Stock	M	140 1551	79 1551	
Catch, Top Plate	N	100 0274	79 0274	
Spring, Catch, Top Plate	O	100 0275	79 0275	
Spring, Rearsight	P	100 0273	79 0273	
Rearsight	R	100 0271	79 0271	
Screw, Rearsight	S	100 0272	79 0272	
Nut, Screw, Rearsight	T	100 0286	79 0286	
Stock Assembly, Folding	U	140 1500	79 1500	
Catch, Stock	V		79 1510	
Spring, Stock, Catch	W		79 1511	
Pin Retaining, Stock Catch	X		79 1512	

RECEIVER ASSEMBLY SEMI AUTO



See Page 12 for Model B Sights.

DESCRIPTION	KEY	IMI PART NO.	GROUP NO.	NOTE
Receiver Assembly: Semi Automatic Model A			79 0010	
Consisting Of:				
Barrel Nut	A	100 0102	79 0102	
Catch, Barrel Nut Retaining	B	100 0251	79 0251	
Spring, Catch, Barrel Nut Retaining	C	100 0255	79 0255	Part of Kit 80 0004
Receiver	D	R094 0200	79 0200	
Handguard, Right	E	100 0280	79 0280	
Handguard, Left	F	100 0290	79 0290	
Screw, Handguard	G	100 0285	79 0285	
Nut, Screw, Handguard	H	100 0286	79 0286	
Foresight	I	100 0261	79 0261	
Nut, Foresight	J	100 0262	79 0262	
Washer, Nut, Foresight	K	100 0263	79 0263	
Buffer	L	094 0131	79 0131	
Nut, Stock	M	140 1552	79 1552	
Screw, Rear Sight	N	100 0272	79 0272	
Catch, Top Plate	O	100 0274	79 0274	
Spring, Catch, Top Plate	P	100 0275	79 0275	Part of Kit 80 0004
Spring, Rear Sight	R	100 0273	79 0273	
Rear Sight	S	100 0271	79 0271	
Catch, Stock	T		79 1510	
Nut, Screw, Rear Sight	U	100 0286	79 0286	
Spring, Stock, Catch	V		79 1511	
Pin, Retaining, Stock Catch	W		79 1512	
Screw, Stock	X	140 1551	79 1551	
Stock Assembly, Folding	Y	140 1500	79 1500	

TOP PLATE ASSEMBLY FULL AUTO



DESCRIPTION	KEY	IMI PART NO.	GROUP NO.	NOTE
Top Plate Assembly: Full Automatic			80 0006	
Consisting Of:				
Cover Body	G		79 0301	
Spring, Cocking Slide	H	107 0312	79 0312	Part of Kit 80 0005
Cocking Slide	I		79 0311	
Ratchet Spring	J		79 0317	Part of Kit 80 0005
Ratchet	K		79 0316	
Slot Cover, Top Plate	L		79 0315	
Cocking Handle	M	107 0313	79 0313	
Screw, Cocking Handle	N	107 0314	79 0314	

TOP PLATE ASSEMBLY SEMI AUTO




DESCRIPTION	KEY	IMI PART NO.	GROUP NO.	NOTE
Top Plate Assembly: Semi Automatic				
Consisting Of:				
Cover Body	A	R094 0301		Part of Kit 80 0004
Spring, Cocking Slide	B	107 0312	79 0312	
Cocking Slide	C	107 0311	79 0311	
Slot Cover, Top Plate	D	107 0315	79 0315	
Cocking Handle	E	107 0313	79 0313	
Screw, Cocking Handle	F	107 0314	79 0314	

TRIGGER HOUSING ASSEMBLY FULL AUTO



DESCRIPTION	KEY	IMI PART NO.	GROUP NO.	NOTE
Trigger Housing Assembly Full Automatic			79 0007	
Consisting Of:				
Split Bush	A		79 0406	
Pin, Trigger Axis	B	100 0422	79 0422	
Pin, Sear Axis	C	100 0412	79 0412	
Spring, Trigger	D	094 0423	79 0423	Part of Kit 80 0005
Spring, Sear	E	100 0413	79 0413	Part of Kit 80 0005
Trigger Assembly	F		79 0403	
Consisting Of:				
Trigger		106 0421	79 0421	
Pin, Disconnecter		100 0425	79 0425	
Disconnecter			79 0402	
Sear	G		79 0408	
Grip, Right	H	100 0460	79 0460	
Grip, Left	I	100 0480	79 0480	
Grip Safety	J	100 0440	79 0440	
Spring, Grip Safety	K	100 0445	79 0445	Part of Kit 80 0005
Pin Magazine Catch	L	100 0452	79 0452	
Trigger Housing	M		79 0401	
Spring, Magazine Catch	N	100 0453	79 0453	Part of Kit 80 0005
Magazine Catch	O	100 0451	79 0451	
Spring, Change Lever	P	100 0433	79 0433	Part of Kit 80 0005
Bolt Catch	R		79 0404	
Change Lever, New	S		79 0405	Older Style 79 0435
Switch, Change Lever	T	100 0432	79 0432	
Screw, Grip	U	100 0272	79 0272	

TRIGGER HOUSING ASSEMBLY SEMI AUTO



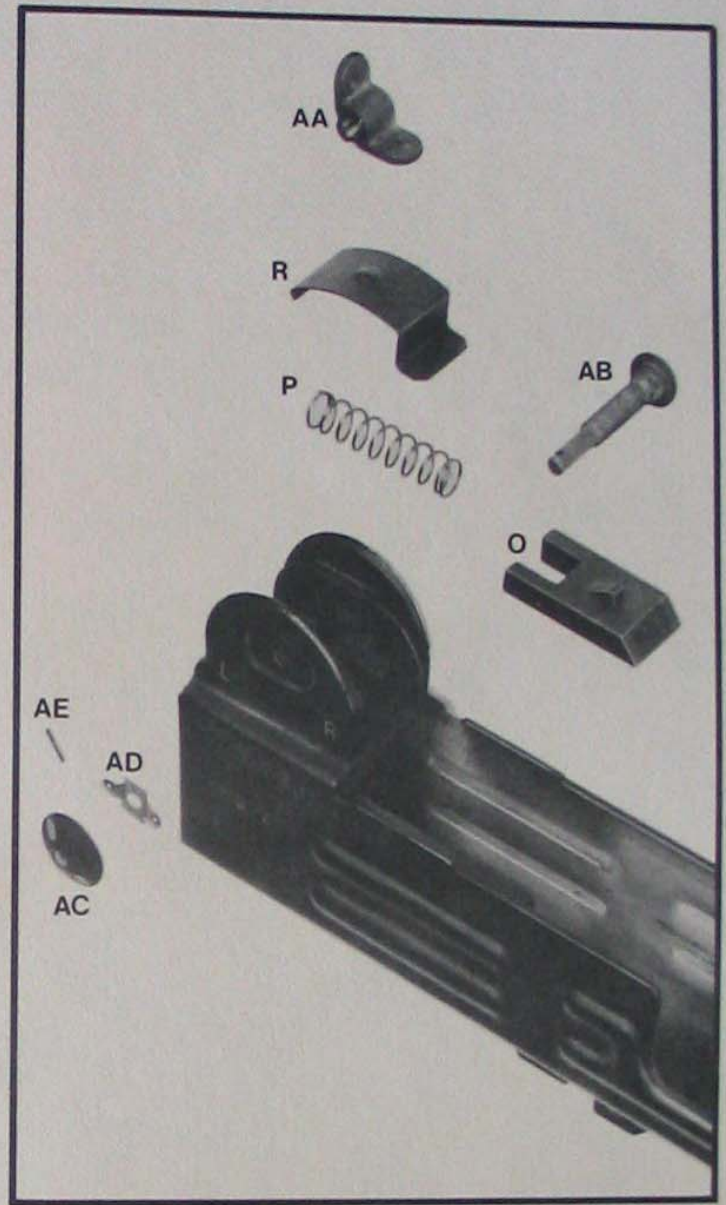
DESCRIPTION	KEY	IMI PART NO.	GROUP NO.	NOTE
Trigger Housing Assembly: Semi-Automatic			79 0008	
Consisting Of:				
Split Bush	A	094 0471	79 0471	
Pin, Trigger Axis	B	100 0422	79 0422	
Pin, Sear Axis	C	100 0412	79 0412	
Spring, Trigger	D	094 0423	79 0423	Part of Kit 80 0004
Spring, Sear	E	100 0413	79 0413	Part of Kit 80 0004
Trigger Assembly	F		79 0407	
Consisting Of:				
Trigger		106 0421	79 0421	
Pin, Disconnecter		100 0425	79 0425	
Disconnecter		R107 0424	79 0424	
Stop Dog	G	107 0414	79 0414	
Sear	H	R094 0411	79 0411	
Grip Safety	I	100 0440	79 0440	
Grip, Right	J	100 0460	79 0460	
Grip, Left	K	100 0480	79 0480	
Spring, Grip Safety	L	100 0445	79 0445	Part of Kit 80 0004
Pin, Magazine Catch	M	100 0452	79 0452	
Trigger Housing	N	R094 0400	79 0400	Part of Kit 80 0004
Spring, Magazine Catch	O	100 0453	79 0453	Part of Kit 80 0004
Magazine Catch	P	100 0451	79 0451	
Spring, Change Lever	R	100 0433	79 0433	Part of Kit 80 0004
Change Lever	S	R094 0435	79 0434	
Switch, Change Lever	T	100 0432	79 0432	
Screw, Grip	U	100 0272	79 0272	

BARRELS



DESCRIPTION	KEY	IMI PART NO.	GROUP NO.	NOTE
Barrel 10.2" Full Automatic	A		79 0001	
Barrel 10.2" Semi Automatic	B		79 0002	
Barrel 16" Semi Automatic	C	R094 0101	79 0101	
Non-Illustrated				
Barrel, Curved, 45° L Semi Automatic			79 0003	
Barrel, Curved, 30° L Semi Automatic			79 0004	
Barrel, Curved, 45° L Full Automatic			79 0005	
Barrel, Curved, 30° L Full Automatic			79 0006	

FRONT AND REAR SIGHTS FOR MODEL B RECEIVER.



DESCRIPTION	KEY	IMI PART NO.	GROUP NO.	NOTE
Foresight, Model B	AF		79 1261	
Retaining Pin, Foresight Model B	AG		79 1262	
Spring, Retaining Pin, Foresight Model B	AH		79 1263	
Rearsight, Model B	AA		79 1271	
Screw, Rearsight, Model B	AB		79 1272	
Knob, Windage, Model B	AC		79 1273	
Spring, Windage, Model B	AD		79 1274	
Pin, Windage Knob Retaining Model B	AE		79 1274	
Catch, Top Plate	O	100 0274	79 0274	Part of Kit 80 0004
Spring, Catch, Top Plate	P	100 0275	79 0275	
Spring, Rearsight	R	100 0273	79 0273	